

18,157 - 2

Hunt County, Texas
Office of the Auditor

PAYROLL REPORT

May 23rd, 2023

FILED FOR RECORD
at 1:42 o'clock P M

MAY 23 2023

BECKY LANDRUM
County Clerk, Hunt County, Tex.
By 

I approve the following payroll and hereby request the Court's approval.



Stacy Sehl, Interim County Auditor

SUMMARY OF PAYROLL REPORT TO BE APPROVED


The Commissioners Court of Hunt County hereby approves the attached payroll report prepared by the respective county officials for the pay period ended April 29th, 2023.

Total Payroll \$ 873,954.64

APPROVED BY COMMISSIONERS COURT:



Bobby Stovall, Hunt County Judge


Mark Hutchins, Comm., Pct #1


David Monroe, Comm., Pct #2


Phillip Martin, Comm., Pct #3




Steven Harrison, Comm., Pct #4

ATTEST:


Becky Landrum, County Clerk

5-23-23
Date

DEPT: ALL

PAYROLL NO#: 01

PAY PERIOD BEGINNING: 4/16/2023

PAY PERIOD ENDING: 4/29/2023

** (CONTINUED) **

DATE	ORG	FUND	ACCOUNT	CODE/RATE	HOURLY RATE	HOURS	AMOUNT		
S/B	64.30		0.00						
S/BK	184.00		0.00						
TOTALS:	5,776.72	873,954.64			0.00	104402.49	283597.38	134,634.41	64667.48

-----DEPARTMENT RECAP-----

DEPT NO#	GROSS	REGULAR	OVERTIME	LEAVE	OTHER	BENEFITS	DEDUCTIONS	TAXES	NET
10-0100	6,847.65	6,686.12	0.00	0.00	161.54	0.00	1,062.96	1,066.27	4,718.43
10-0200	6,877.42	6,813.96	0.00	0.00	63.46	0.00	991.58	1,083.95	4,801.89
10-0300	24,909.50	24,461.12	0.00	85.44	362.94	0.00	3,185.04	3,530.56	18,193.90
10-0400	16,283.22	12,712.08	0.00	0.00	3,571.14	0.00	1,888.05	3,286.42	11,108.75
10-0402	16,110.16	12,412.08	0.00	0.00	3,698.08	0.00	2,301.00	2,490.47	11,318.69
10-0500	11,528.90	9,874.73	0.00	770.93	883.24	0.00	1,321.10	1,886.14	8,321.66
10-0600	10,348.79	9,874.73	0.00	0.00	474.06	0.00	1,006.21	1,810.64	7,531.94
10-0700	21,409.67	21,034.66	0.00	0.00	375.01	0.00	2,834.72	3,249.54	15,325.41
10-0800	8,382.73	8,261.58	0.00	0.00	121.15	0.00	1,865.09	1,066.14	5,451.50
10-0900	7,539.16	7,412.24	0.00	0.00	126.92	0.00	1,764.16	988.57	4,786.43
10-1000	5,817.88	5,742.88	0.00	0.00	75.00	0.00	709.97	634.49	4,473.42
10-1100	4,510.25	4,346.73	0.00	42.37	121.15	0.00	403.22	609.67	3,497.36
10-1200	6,579.72	6,125.50	0.00	408.06	46.16	0.00	587.64	940.70	5,051.38
10-1234	5,875.16	5,875.16	0.00	0.00	0.00	0.00	988.37	684.95	4,201.84
10-1300	44,047.90	39,930.42	0.00	0.00	4,117.48	0.00	4,860.13	7,493.66	31,694.11
10-1400	36,041.78	33,293.27	0.00	0.00	2,748.51	0.00	4,893.81	5,819.99	25,327.98
10-1500	15,169.23	14,607.04	0.00	152.58	409.61	0.00	1,505.46	2,457.86	11,205.91
10-1600	7,095.18	6,931.96	0.00	76.68	86.54	0.00	537.84	1,033.69	5,523.65
10-1700	37,746.36	36,570.52	0.00	275.86	899.98	0.00	6,480.86	5,138.68	26,126.82
10-1800	17,332.70	16,634.98	0.00	413.45	284.27	0.00	1,943.17	2,614.55	12,774.98
10-1900	157,313.74	125,124.90	0.00	17,513.22	14,675.62	0.00	15,397.89	23,927.18	117,988.67
10-2000	154,910.30	124,551.53	0.00	13,300.38	17,058.39	0.00	17,547.74	25,265.54	112,097.02
10-2200	9,795.57	9,599.42	0.00	0.00	196.15	0.00	1,375.76	1,220.10	7,199.71
10-2300	4,499.66	4,499.66	0.00	0.00	0.00	0.00	184.27	565.41	3,749.98
10-2400	11,067.72	10,379.24	0.00	0.00	688.48	0.00	1,182.10	1,573.36	8,312.26
10-2500	2,953.11	2,901.19	0.00	0.00	51.92	0.00	237.53	430.61	2,284.97
10-2600	2,550.19	2,550.19	0.00	0.00	0.00	0.00	178.94	419.19	1,952.06
10-2700	6,205.98	6,080.58	0.00	50.39	75.01	0.00	512.01	641.19	5,052.78
10-2800	10,483.00	0.00	0.00	0.00	10,483.00	0.00	0.00	2,041.91	8,441.09
10-3000	5,874.38	5,764.77	0.00	0.00	109.61	0.00	489.66	1,021.23	4,363.49
10-3100	12,120.77	12,074.62	0.00	0.00	46.15	0.00	1,539.12	1,496.38	9,085.27
10-3200	7,430.85	7,332.77	0.00	0.00	98.08	0.00	1,137.07	1,268.76	5,025.02
10-3400	7,565.80	7,525.42	0.00	0.00	40.38	0.00	569.66	1,073.43	5,922.71
10-4000	15,558.00	14,367.59	0.00	0.00	1,190.41	0.00	4,155.30	3,127.37	8,275.33
10-5100	5,155.77	5,057.69	0.00	0.00	98.08	0.00	1,141.08	780.41	3,234.28
10-5200	9,042.40	6,597.07	0.00	2,008.78	436.55	0.00	937.22	1,524.42	6,580.76
10-5900	4,253.00	4,126.08	0.00	0.00	126.92	0.00	463.68	616.62	3,172.70

DEPT: ALL

PAYROLL NO#: 01

PAY PERIOD BEGINNING: 4/16/2023

PAY PERIOD ENDING: 4/29/2023

-----DEPARTMENT RECAP-----

DEPT NO#	GROSS	REGULAR	OVERTIME	LEAVE	OTHER	BENEFITS	DEDUCTIONS	TAXES	NET
15-5500	5,485.22	5,006.61	0.00	380.53	98.08	0.00	579.98	740.12	4,165.12
20-4100	280.77	0.00	0.00	0.00	280.77	0.00	0.00	33.98	246.79
21-3500	20,340.03	20,578.11	0.00	0.00	238.08-	0.00	1,863.57	2,453.73	16,022.73
22-3600	22,661.04	21,938.58	0.00	426.31	296.15	0.00	2,089.55	3,258.90	17,312.59
23-3700	26,437.92	25,964.84	0.00	0.00	473.08	0.00	3,403.65	4,452.56	18,581.71
24-3800	27,939.85	27,271.24	0.00	0.00	668.61	0.00	3,564.57	3,919.84	20,455.44
26-2200	2,115.38	2,115.38	0.00	0.00	0.00	0.00	150.46	252.67	1,712.25
26-4800	8,338.94	8,227.49	0.00	47.99	63.46	0.00	991.20	1,091.02	6,256.72
81-0300	1,215.74	1,346.15	0.00	0.00	130.41-	0.00	269.47	156.30	789.97
82-5200	1,068.75	1,068.75	0.00	0.00	0.00	0.00	60.81	139.09	868.85
95-7100	20,837.39	20,088.81	0.00	56.01	692.57	0.00	3,249.82	3,256.15	14,331.42

TOTALS	873,954.64	771,740.44	0.00	36,008.98	66,205.22	0.00	104,402.49	134,634.41	634,917.74

REGULAR INPUT: 389

MANUAL INPUT: 0

CHECK STUB COUNT: 1

DIRECT DEPOSIT STUB COUNT: 388